

TouchKit

4 Wires Touch Panel Product Specification

Part No. _____

Issue date _____

Design issue _____

Design Approve _____

Q.A. Approve _____

Touch Panel Specification			Issue No.		
SET	Index		Page	1	
	1. Index	01		
	2. Apply To Specification	02		
	3. Dimension	03		
	4. Optical Performance	04		
	5. Electrical Performance	04		
	6. Trust Test	05		
	7. Appearance Inspection Standard	07		
	8. Packing & Others	08		
AMEND NO			APPROVAL BY	CHECK BY	PREPARE BY
AMEND DATE					
PUBLISH DATE	16/02/2006				

Touch Panel Specification		Issue No.	
SET	Apply To Specification	Page	2
<p>1. Suitability This specification suit analog resistance touch panel. Which used in LCD module.</p> <p>2. Apply To Specification 2.1.Surface Hardness : 3H 2.2. Optical Clarity : 80 % ↑ 2.3 Operating Temperature : -10°C ~ 60°C 2.4 Endurance Test strikes : Over 1 million 2.5 Operating Voltage : DC5V 2.6 Resistance : 200Ω ~ 900Ω 2.7 Linearity < 1.5% 2.8 Faceplate Surface : Anti-glare coating 2.9 Operation Pressure : 15 ~ 70g 2.10 Storage Temperature : -20°C ~ 70°C 2.11 Message Noise : 5 m sec ~ 15 m sec 2.12 Operating Current : 5mA ~ 25mA 2.13 Isolation Resistance : 20MΩ ↑ @DC25V</p> <p>3. Dimension Size Refer diagram I</p>			
AMEND NO		APPROVAL BY	CHECK BY
AMEND DATE			
PUBLISH DATE	16/02/2006		
			PREPARE BY

Touch Panel Specification

Issue No.

SET

Optical & Electrical

Page

4

4. Optical Performance

Light transparency should keep above 80% ↑ under the visible wave when the wave length is 550nm

5. Electrical Performance

5.1 Connector Resistance

$300\Omega < X \text{ Axis} < 900\Omega$

$200\Omega < Y \text{ Axis} < 800\Omega$

5.2 Insulation Resistance

$20M\Omega \uparrow @ DC 25V$

5.3 Electrostatic Endurance

No abnormal appearance after 10kv, 100Ω, 250PF electrostatic used.

5.4 Linearity

X Axis : 1.5% ↓

Y Axis : 1.5% ↓

5.5 Operating Voltage

3V ~ 12V DC

5.6 Operating Current

5mA ~ 25mA °

AMEND NO

APPROVAL
BY

CHECK
BY

PREPARE BY

AMEND
DATE

PUBLISH
DATE

16/02/2006

Touch Panel Specification

Issue No.

SET

Reliability Test

Page

5

6. Environment Test

6.1. High Temperature Test

after putting panels at 70°C for 240 hours, then leaving for 24 hours at room temperature.

A. Resistance between leads

$$300 \Omega < X \text{ Axis} < 900 \Omega$$

$$200 \Omega < Y \text{ Axis} < 800 \Omega$$

B. Linearity

$$X \text{ Axis} : \pm 1.5\% \downarrow$$

$$Y \text{ Axis} : \pm 1.5\% \downarrow$$

C. Insulation Resistance

$$20M\Omega \uparrow @ DC25V$$

6.2. Low Temperature Test

after putting panels at -20°C for 240 hours, then leaving for 24 hours at room temperature.

A. Resistance between leads

$$300 \Omega < X \text{ Axis} < 900 \Omega$$

$$200 \Omega < Y \text{ Axis} < 800 \Omega$$

B. Linearity

$$X \text{ Axis} : \pm 1.5\% \downarrow$$

$$Y \text{ Axis} : \pm 1.5\% \downarrow$$

C. Insulation Resistance

$$20M\Omega \uparrow @ DC25V$$

6.3. Temperature and Humidity Test

after putting panels at 40°C, 90%RH for 240 hours, then leaving for 24 hours at room temperature.

A. Resistance between leads

$$300 \Omega < X \text{ Axis} < 900 \Omega$$

$$250 \Omega < Y \text{ Axis} < 800 \Omega$$

B. Linearity

$$X \text{ Axis} : \pm 1.5\% \downarrow$$

$$Y \text{ Axis} : \pm 1.5\% \downarrow$$

C. Insulation Resistance

$$20M\Omega \uparrow @ DC25V$$

AMEND NO		APPROVAL BY	CHECK BY	PREPARE BY
AMEND DATE				
PUBLISH DATE	16/02/2006			

6.4 Repetition of High and Low Temperature and Test

after putting panels at the condition of -20°C for 30 minutes and then 70°C 85%RH for 30 minutes and this process is repeated by 20 cycles , then leaving for 24 hours at room temperature.

A. Resistance between leads

$$300\ \Omega < X\ Axis < 900\ \Omega$$

$$200\ \Omega < Y\ Axis < 800\ \Omega$$

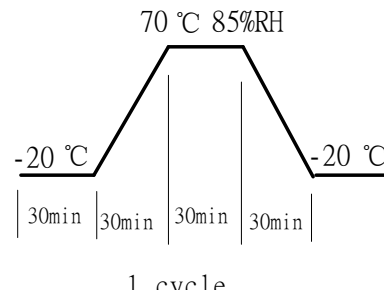
B. Linearity

$$X\ Axis : \pm 1.5\% \downarrow$$

$$Y\ Axis : \pm 1.5\% \downarrow$$

C. Insulation Resistance

$$20M\ \Omega \uparrow \quad @\ DC25V$$



6.5 punching life

After punching 1,000,000 times with the R8.0 silicon rubber Force : 60g , Speed : 5/sec

A. Resistance between leads

$$300\ \Omega < X\ Axis < 900\ \Omega$$

$$200\ \Omega < Y\ Axis < 800\ \Omega$$

B. Linearity

$$X\ Axis : \pm 1.5\% \downarrow$$

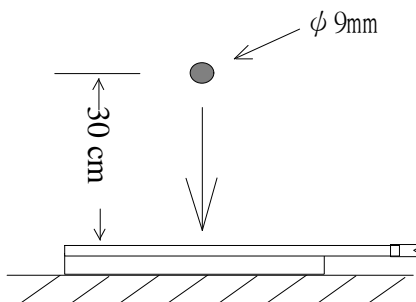
$$Y\ Axis : \pm 1.5\% \downarrow$$

C. Insulation Resistance

$$20M\ \Omega \uparrow \quad @\ DC25V$$

6.6 Impact Resistance

No damage when ϕ 9mm steel ball is dropped on the surface from 30cm height at 1 time.



AMEND NO		APPROVAL BY	CHECK BY	PREPARE BY
AMEND DATE				
PUBLISH DATE	16/02/2006			

Touch Panel Specification

Issue No.

SET

Appearance Inspection Standard

Page

7

7. Appearance

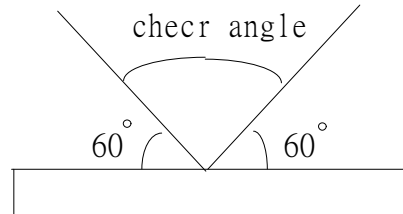
7.1 Inspection condition

(A).The lightness of place: 500 LUX

(B)The distance of eyeshot:30 CM(The panel must be checked under the light transparency condition.)

(C)The angle of eyeshot: >60°

(D)The light source of place : natural sunlight.



7.2 Inspection Standard

suitable in the visible area. Except dot space.

1. Spot, otherness	$\phi \leq 0.5 \text{ mm}$	Ignorance
	$\phi > 0.5 \text{ mm}$	NG
2. Rub	$\phi \leq 1.0 \text{ mm}$	Ignorance
	$1.0 \text{ mm} < \phi \leq 1.5 \text{ mm}$	2 point above & distance > 50 mm
	$\phi > 1.5 \text{ mm}$	NG
3. Cicatrices (Line) L : Length W : Width	$L < 10.0 \text{ mm}$ & $0.15 \text{ mm} < W \leq 0.2 \text{ mm}$	1 line is allowable 2 lines are reject 2 point above & distance > 50 mm
	$W \leq 0.15 \text{ mm}$	Ignorance
	$W > 0.20 \text{ mm}$	NG
4. Edge warp	Edge warp $\leq 0.5 \text{ mm}$	Ignorance
	Edge warp $> 0.5 \text{ mm}$	NG

7.3 Quality inspection standard:

Adapt to AQL MIL-STD-105D

Samples inspection QTY: according to AQL MIL-STD-105D(Charter I)

Inspection Base: according to AQL MIL-STD-105D(Charter II)

Broken seriously(otherness, scrape)0.01% --- Cr (Critical Defect)

Obvious(otherness, scrape)0.65% ----- Ma(Major Defect)

Not obvious(otherness, scrape)2.5% ----- Mi(Minor Defect)

AMEND NO			APPROVAL BY	CHECK BY	PREP ARE BY
AMEND DATE					
PUBLISH DATE	16/02/2006				

8.Packing Detail

8.1 Packing:

Can't have otherness on panel. Pack with EPE material.

8.2 Delivery:

For Avoiding the badly affect to the product quality, shouldn't delivery in the situation of high humidity and unusually high or low temperature

9.Others

- (1) If there is any question in specification , the decision depends on conferment between manufacturer and customer.
- (2) If there is any change in specification , can't actualize without document permit.
- (3) The specification content is different from the individual specification one, decision bases on the latter.

AMEND NO			APPROVAL BY	CHECK BY	PREP ARE BY
AMEND DATE					
PUBLISH DATE	16/02/2006				